












2024044 MP Highveld
WS

Main Draw

1	TSA081834	GC	 [1] Sharania MOODLEY		
2			A1 BYE	[1] Sharania MOODLEY	
3	TSA072671	GC	Liyah TAVARIA		Liyah TAVARIA
4	TSA092434	MPUN	Banhle SHABANGU	6-1, 6-2	WALKOVER
5	TSA091712	GC	 [4] Gabriella STEYTLER		[4] Gabriella STEYTLER
6	TSA092209	MPUN	 Enocentia KHAMBULE	6-1, 6-0	[4] Gabriella STEYTLER
7	TSA051986	GE	 Cara VAN DEVENTER		6-7, 6-3, 11-9
8	TSA091495	MPUN	 Sonel MARITZ	WALKOVER	
9	TSA081905	GC	 Anna LIPCHIN		[3] Jané SERFONTEIN
10	TSA092210	MPUN	 Elandrie NEL	6-4, 2-6, 10-4	6-4, 6-2
11			BYE		
12	TSA092340	GC	A6  [3] Jané SERFONTEIN	[3] Jané SERFONTEIN	
13	TSA092436	MPUN	 Nokwazi Liyanda NGCOBO		[3] Jané SERFONTEIN
14	TSA092537	MPUN	 Juane WELTHAGEN	6-0, 6-0	6-1, 6-4
15			BYE		
16	TSA071056	MPUN	A8  [2] Petra WASSENAAR	[2] Petra WASSENAAR	

Position 3-4	Liyah TAVARIA	
	[2] Petra WASSENAAR	[2] Petra WASSENAAR
		7-5, 6-1

Position 5-8	BYE	
	C1 Sonel MARITZ	Sonel MARITZ
	Elandrie NEL	Sonel MARITZ
	Nokwazi Liyanda NGCOBO	6-4, 6-0
		6-1, 6-2

Position 7-8	BYE	
	D1 Elandrie NEL	Elandrie NEL

Position 9-16	BYE	
	E1 Banhle SHABANGU	Banhle SHABANGU
	Enocentia KHAMBULE	Enocentia KHAMBULE
	E2 BYE	6-0, 6-0
	Anna LIPCHIN	Anna LIPCHIN
	E3 BYE	6-0, 6-4
	Juane WELTHAGEN	Anna LIPCHIN
	E4 BYE	6-1, 6-2

Position 11-12

Banhle SHABANGU

Juane WELTHAGEN

Juane WELTHAGEN
6-3, 6-0

Position 13-16

BYE

G1

BYE

BYE

G3

BYE

G2

BYE

BYE

Position 15-16

BYE

H1

BYE